




# Januar / Jun 2011

# January / June 2011

## Promet / Turnover

| | Akcije / Shares | | | | | | | | Obveznice / Bonds | | | | Ukupan mesečni promet / Monthly turnover | |
|---|---|---|---|---|---|---|---|---|---|---|---|---|---|---|
| | Kontinuirano trgovanje / Continuous Trading | | Metod minimalne cene / Minimal Price Method | | Metod preovlađujuće cene / Single Price Auction | | Blok trgovanja / Block Trading | | Obveznice RS / RS Bonds | | Obveznice preduzeća / Corporate Bonds | | | |
| | Broj transakcija / Number of transactions | Obim prometa / Volume of trading | Broj transakcija / Number of transactions | Obim prometa / Volume of trading | Broj transakcija / Number of transactions | Obim prometa / Volume of trading | Broj transakcija / Number of transactions | Obim prometa / Volume of trading | Broj transakcija / Number of transactions | Obim prometa / Volume of trading | Broj transakcija / Number of transactions | Obim prometa / Volume of trading | Broj transakcija / Number of transactions | Obim prometa / Volume of trading |
| Jun / June 2011 | 77.973 | 1.159,10 | 0 | 0 | 1.685 | 1.461,96 | 12 | 943,14 | 694 | 126,15 | 0 | 0 | 80.364 | 3.690,35 |
| Maj / May 2011 | 209.830 | 1.647,94 | 0 | 0 | 1.458 | 182,71 | 5 | 272,47 | 366 | 143,04 | 0 | 0 | 211.659 | 2.246,16 |
| April / April 2011 | 512.917 | 1.439,24 | 0 | 0 | 1.080 | 129,47 | 6 | 300,41 | 470 | 95,85 | 0 | 0 | 514.473 | 1.964,98 |
| Mart / March 2011 | 855.332 | 2.565,78 | 0 | 0 | 1.663 | 195,93 | 3 | 18,58 | 517 | 137,53 | 0 | 0 | 857.515 | 2.917,83 |
| Februar / February 2011 | 618.538 | 2.532,36 | 0 | 0 | 1.097 | 561,27 | 0 | 0 | 494 | 672,42 | 0 | 0 | 620.129 | 3.766,05 |
| Januar / January 2011 | 223.603 | 2.151,70 | 0 | 0 | 1.033 | 294,17 | 3 | 12,12 | 317 | 268,57 | 0 | 0 | 224.956 | 2.726,57 |
| Decembar / December 2010 | 258.159 | 1.843,36 | 0 | 0 | 1.334 | 381,36 | 13 | 113,57 | 682 | 278,63 | 0 | 0 | 260.188 | 2.616,92 |
| Novembar / November 2010 | 150.461 | 1.102,43 | 0 | 0 | 1.203 | 613,94 | 6 | 478,62 | 822 | 631,37 | 0 | 0 | 152.492 | 2.826,37 |
| Oktobar / October 2010 | 147.843 | 2.578,94 | 0 | 0 | 1.436 | 450,37 | 8 | 32,54 | 922 | 743,56 | 0 | 0 | 150.209 | 3.805,40 |
| Septembar / September 2010 | 90.557 | 682,76 | 0 | 0 | 1.393 | 254,96 | 19 | 69,37 | 941 | 380,17 | 0 | 0 | 92.910 | 1.387,27 |
| Avgust / August 2010 | 36.125 | 431,41 | 0 | 0 | 888 | 258,63 | 3 | 50,23 | 993 | 382,86 | 2 | 51,71 | 38.011 | 1.174,84 |
| Jul / July 2010 | 1.874 | 659,48 | 0 | 0 | 999 | 231,82 | 5 | 16,79 | 950 | 725,03 | 0 | 0 | 3.828 | 1.633,12 |
| **Ukupno 12 meseci / 12 Month Total** | **3.183.212** | **18.794,51** | **0** | **0** | **15.269** | **5.016,60** | **83** | **2.307,85** | **8.168** | **4.585,20** | **2** | **51,71** | **3.206.734** | **30.755,86** |

* U milionima dinara / RSD milions

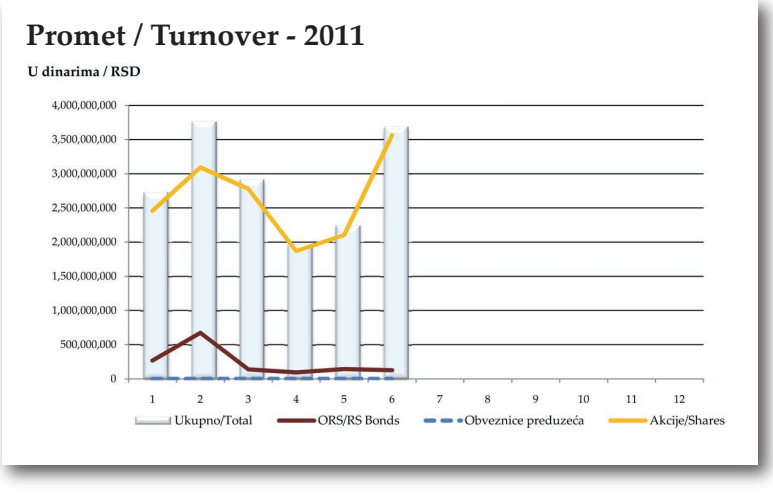




**Indeksi / Indices**

| | | BELEX15 | BELEXline |
|---|---|---|---|
| Januar / Jun 2011.<br>January / June 2011 | Poslednja vrednost /<br>Last value | 747,96 | 1.387,49 |
| | Promena (abs) /<br>Change (abs) | 96,18 | 104,83 |
| | Promena (%) /<br>Change (%) | 14,76% | 8,17% |
| | Najviša vrednost /<br>Maximum value | 828,79 | 1.495,83 |
| | Najniža vrednost /<br>Minimum value | 645,39 | 1.278,58 |
| | Istorijski max /<br>History maximum value | 3.335,20 | 5.007,34 |
| | Istorijski min /<br>History minimum value | 347,46 | 841,99 |
| | Vrednost prometa /<br>Value of turnover | 7.125.502.245 | 12.392.434.813 |

**Indeksi / Indices**

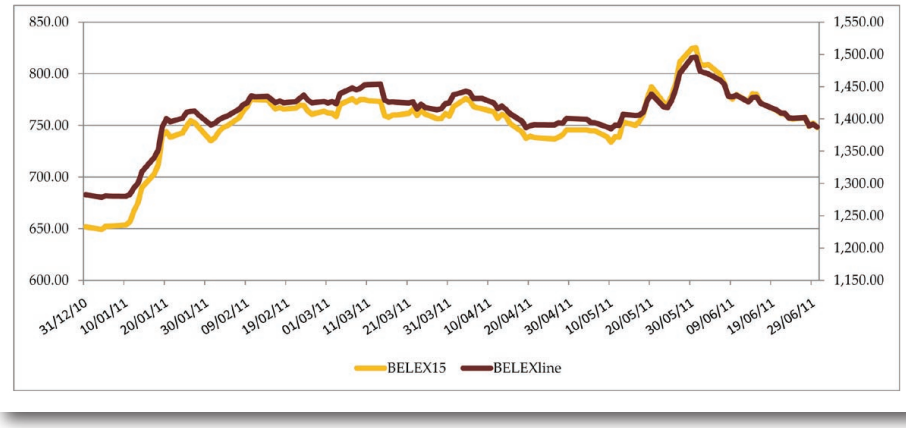




**Tržišna kapitalizacija / Market capitalisation**

| | Akcije / Shares | | Obveznice RS / RS Bonds | Ukupno / Total |
|---|---|---|---|---|
| | Kontinuirano trgovanje / Continuous Trading | Metod preovlađujuće cene / Single Price Auction | | |
| Jun / June 2011 | 288.334,27 | 476.168,49 | 134.638,81 | 899.141,56 |
| Maj / May 2011 | 316.068,78 | 476.052,05 | 127.280,85 | 919.401,68 |
| April / April 2011 | 263.545,28 | 480.368,71 | 155.106,10 | 899.020,09 |
| Mart / March 2011 | 264.002,53 | 545.123,35 | 161.777,51 | 970.903,39 |
| Februar / February 2011 | 267.423,53 | 544.306,43 | 162.054,25 | 973.784,21 |
| Januar / January 2011 | 244.025,02 | 543.202,73 | 164.740,26 | 951.968,02 |
| Decembar / December 2010 | 225.778,48 | 542.472,67 | 165.214,83 | 933.465,98 |
| Novembar / November 2010 | 223.876,47 | 546.957,46 | 165.869,13 | 936.703,06 |
| Oktobar / October 2010 | 220.411,31 | 549.474,46 | 169.430,20 | 939.315,97 |
| Septembar / September 2010 | 212.601,35 | 552.877,30 | 168.813,98 | 934.292,63 |
| Avgust / August 2010 | 220.161,57 | 554.485,25 | 165.652,63 | 940.299,45 |
| Jul / July 2010 | 136.351,79 | 557.204,47 | 166.423,58 | 859.979,83 |
| **Mesečni prosek / Monthly average** | **240.215,03** | **530.724,45** | **158.916,84** | **929.856,32** |

* U milionima dinara / RSD milions

**Učešće stranih investitora / Foreign investors participation**

| | Učešće stranih investitora / Foreign Investors Participation | | |
|---|---|---|---|
| Januar / Jun 2011. January / June 2011 | FIS | total | 44,00% |
| | | b-FIS | 58,67% |
| | | s-FIS | 29,34% |
| | FIB | | 10,95% |
| | FIT | | 41,25% |